



PACKAGING LOGO

STYLEGUIDE

DATE: AUGUST 2022

INDEX

01.	Terms of Use	03	05.	QR Code	
02.	The Logo		05.1	Use	16
02.1	Basic Elements	04	05.2	Structure and Size	17
02.2	Logo Size	05	05.3	Portrait and Landscape	18
02.3	Shelter	06	06.	Further Design Options	
02.4	Placement	07	06.1	Use	19
03.	Single-Colour Implementation		06.2	Examples	20-21
03.1	Grey Tones	08	07.	Typography	
03.2	Collection Systems	09	07.1	Logo	22
03.3	Text Elementes	10	07.2	Further Design Options	23
03.4	Outline	11-12	08.	Contract of Use	24
04.	Multi-Coloured Implementation				
04.1	Colours	13			
04.2	Collection Systems	14			
04.3	Text Elements	15			

01. Terms of Use

Only manufacturers who place packaging subject to system participation on the market in Germany and who are registered with the Central Agency Packaging Registry pursuant to Section 9 of the Packaging Act are entitled to use the packaging logo. However, it is not permitted to apply the packaging logo to reusable packaging, to packaging that is subject to the mandatory deposit pursuant to §31 of the Packaging Act or to packaging for products containing harmful substances. Further details are regulated by the contract of use and the trademark statutes.

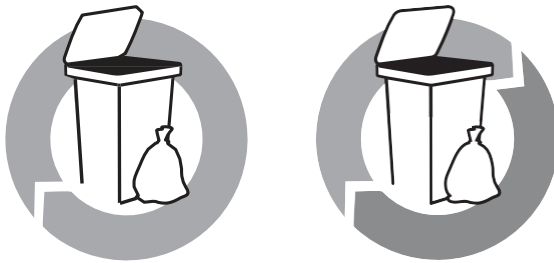
In order to offer consumers even greater added value, the packaging logo can be supplemented with indications about the correct disposal of the specific packaging in the corresponding collection system. The following applies to the German collection system:

Collection system 'Gelbe Tonne' = All packaging components that are not made of paper, cardboard, carton or glass.

Collection system 'Papiertonne' = All packaging components that are made of paper, cardboard or carton.

Collection system 'Glassammlung' = All packaging components that are made of glass.

02.1 The Logo | Basic Elements



The basic design includes the sack-container illustration and a circular arrow running around it, which can also consist of two parts depending on the collection systems. The basic design is monochrome black from the CMYK colour space. The circulating arrow is shown in screened black.

02.2 The Logo | Logo Size

From a size of 13 mm height, text elements can be used.

Recommended size



Height: 13 mm

Minimum size



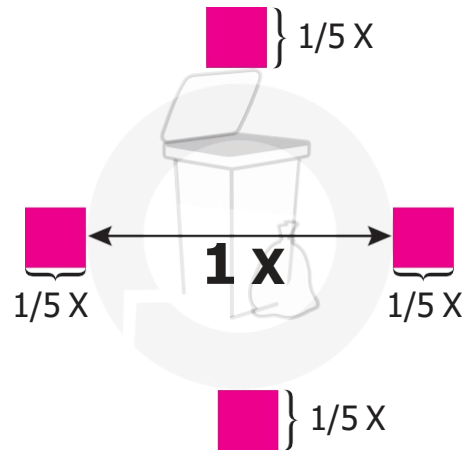
Height: 9 mm

Exception for micro packaging



Height: 7 mm

02.3 The Logo | Shelter



Circle = 1 X

Shelter = 1/5 X

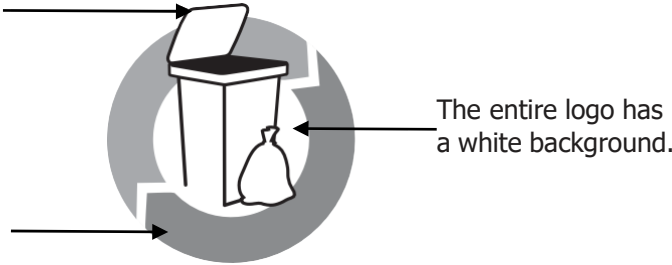
02.4 The Logo | Placement

- The logo should be placed in such a way that it is easily recognisable and legible.
- The logo must be placed spatially or visually separate from any other logos or marks that represent the thematic complexes "Packaging", "Disposal", "Recycling" and/or "Recyclability".
- Especially those provided by initiatives, companies or other institutions.


03.1 Single-Colour Implementation | Shades of Grey

All strokes of the illustration and the interior of the container print 100% black.

Defined shade of grey, depending on the displayed collection system, see below.



In the case of a single-colour implementation of the user's design, the respective special colour according to the CI of the user shall be used instead of black at same percentage.



GLASS:
55% Black



PPK:
40% Black



LVP:
25% Black

- LVP = all packaging that is not made from paper, cardboard, carton and glass
- PPK = all packaging made of paper, cardboard and paperboard
- GLASS = all packaging made of glass

03.2 Single-Colour Implementation | Collection Systems



GLASS



PPK



LVP



PPK
GLASS



LVP
GLASS



PPK
LVP



LVP
PPK
GLAS

To show the different collection systems, the circulating arrow can be shown in the respective shades of grey.

For packaging with several collection systems, logos are used that are built up with two arrows.

For packaging with several collection systems, logos are used that are built up with three arrows.

03.3 Single-Colour Implementation | Text Elements

a collection system



two collection systems



three collection systems



Optionally, the text elements listed can be used to clarify the affiliation to the collection system.

The naming and arrangement of the text elements is fixed and may be used for German exclusively as supplied.

The size should not be less than 3.5 pt when used.

Typoinfo, see page 22.

GLASSAMMLUNG = Packaging made of glass

PAPIERTONNE = Packaging made of paper, cardboard or carton

GELBE TONNE = Packaging that is not made of paper, cardboard, carton or glass

03.4 Single-Colour Implementation | Outline



Optionally, in case of a single-colour implementation, the circular arrow might have a white background with a black outline. In this case the text elements for the collection system must be used, see page 12.

In the case of a single-colour implementation of the user's design, the respective special colour according to the CI of the user shall be used instead of black at same percentage.

03.4 Single-Colour Implementation | Outline

a collection system



two collection systems



three collection systems



Optionally, the text elements listed can be used to clarify the affiliation to the collection system.

The naming and arrangement of the text elements is fixed and may be used for German exclusively as supplied.

The size should not be less than 3.5 pt when used.

Typoinfo, see page 22.

GLASSAMMLUNG = Packaging made of glass

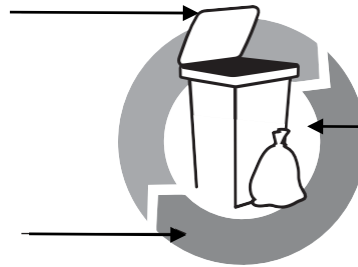
PAPIERTONNE = Packaging made of paper, cardboard or carton

GELBE TONNE = Packaging that is not made of paper, cardboard, carton or glass

04.1 Multi-Coloured Implementation | Colours

All strokes of the illustration and the interior of the container print 100% black.

Defined colour according to collection system, see below.



The entire logo has a white background.



GLASS:
100% Magenta



PPK:
100% Cyan



LVP:
100% Yellow

04.2 Multi-Coloured Implementation | Collection Systems



GLASS



PPK



LVP



PPK
GLASS



LVP
GLASS



PPK
LVP



LVP
PPK
GLAS

To show the different collection systems, the circulating arrow can be shown in the respective colours.

For packaging with several collection systems, logos are used that are built up with two arrows.

For packaging with several collection systems, logos are used that are built up with three arrows.

04.3 Multi-Coloured Implementation | Text Elements

a collection system



two collection systems



three collection systems



Optionally, the text elements listed can be used to clarify the affiliation to the collection system.

The naming and arrangement of the text elements is fixed and may be used for German exclusively as supplied.

The size should not be less than 3.5 pt when used.

Typoinfo, see page 22.

GLASSAMMLUNG = Packaging made of glass

PAPIERTONNE = Packaging made of paper, cardboard or carton

GELBE TONNE = Packaging that is not made of paper, cardboard, carton or glass

05.1 QR Code | Use



Optionally, a QR code provided by the trademark owner can be added in order to provide more information and motivation for proper waste separation.

In addition, there is the option of producing individual films for printing on the packaging in coordination with the trademark owner. If you are interested, please contact kontakt@trenn-hinweis.de.

05.2 QR Code | Structure and Size

The area under the QR code has a white background.



The size of the logo must be chosen so that the QR code has at least a width and height of 1 cm.

05.3 QR Code | Portrait and Landscape Format

Portrait format



Landscape format



Depending on the space, the logo can be used with a QR code in portrait or landscape format.

The examples shown are recommendations that may be adapted to better integrate with the user's design.

06.1 Further Design Options | Use

- The logo can optionally be combined with additional texts, for example "Richtig Müll trennen:"
- If necessary, combined with a concrete instruction for action, such as "Gib mich in die Gelbe Tonne!"
- and/or an additional explanatory note such as "Denn: Mülltrennung wirkt!"
- If the logo is to be printed on multilingual packaging, an additional English text can be added as an option or a multilingual additional text in the respective packaging languages, for example "Separate waste correctly:", or additional explanations such as "Because waste separation works!"


06.2 Further Design Options | Examples



Examples German

Examples English

06.2 Further Design Options | Examples



Examples German

Examples English

07.1 Typography | Logo

Tahoma, bold

A B C D E F G
H I J K L M N
O P Q R S T U
V W X Y Z

If the text elements need to be changed for other language areas, Tahoma bold in capitals is used for this purpose.

Care should be taken to ensure that the typography is used in a balanced way and that the sack-container illustration is not too close to the typography. Please follow the German templates for this.

If language-specific characters are not available in Tahoma bold, a typeface that appears similar in style must be used.

07.2 Typography | Further Design Options

Oswald, medium

**A B C D E F G H I J
K L M N O P Q R S
T U V W X Y Z**

**a b c d e f g h i j
k l m n o p q r s
t u v w x y z**

This typo is used for the additional text elements on the logo.

Please use the templates to maintain the design structure, see page 20-21.

08. Contract of Use

You can conclude the contract of use by clicking on the following link, after which you will receive the packaging logo.
Whether you then use the packaging logo is up to you.

www.trenn-hinweis.de/?lang=en